

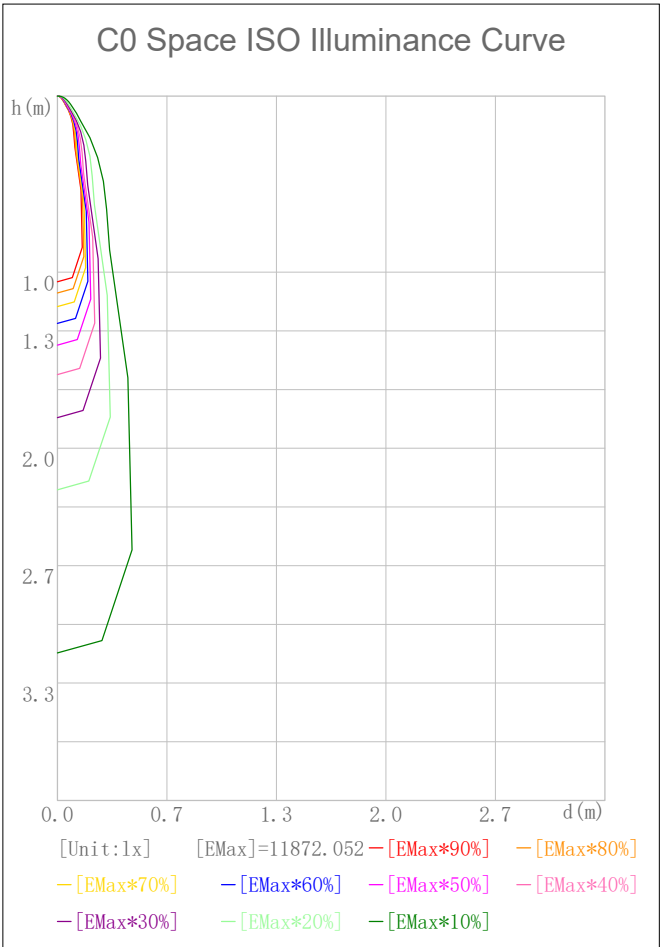
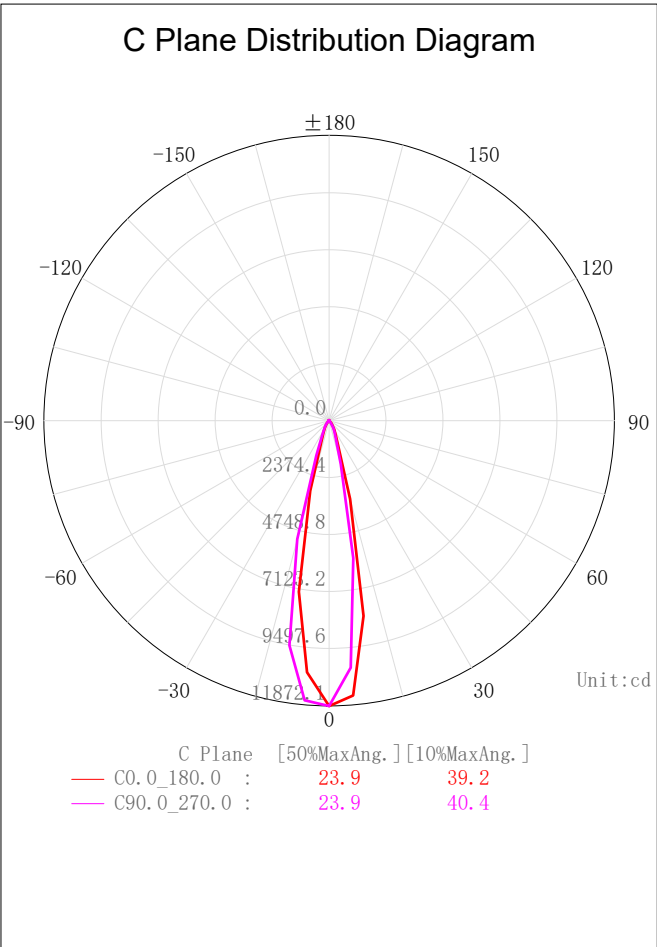
Indoor Luminaire Photometric Data

Description Information

Luminary Name: PD08-35-XX-01 2700K RA90 24D		Lum. Catalog:	Test ID: 01
Lamp Name:		Lamp Catalog: LED	Test Date: 2022/09/21
Manufacture: Shenzhen Norming Lighting		Shld. Ang(°):	Test Machine:GON-2000
Test Lab: Quality Department		Frequency (Hz):	Lamp CCT (K): Ra:
Lum. Size (W*L*H):0.110m*0.110m*0.000m		Lum. Area (m2):0.010	Lum. W (kg): 0.000
Test System: C, γ	Test Step: C=90.0 γ=5.0	Temp. (°C): 25	Humidity(%): 50.0

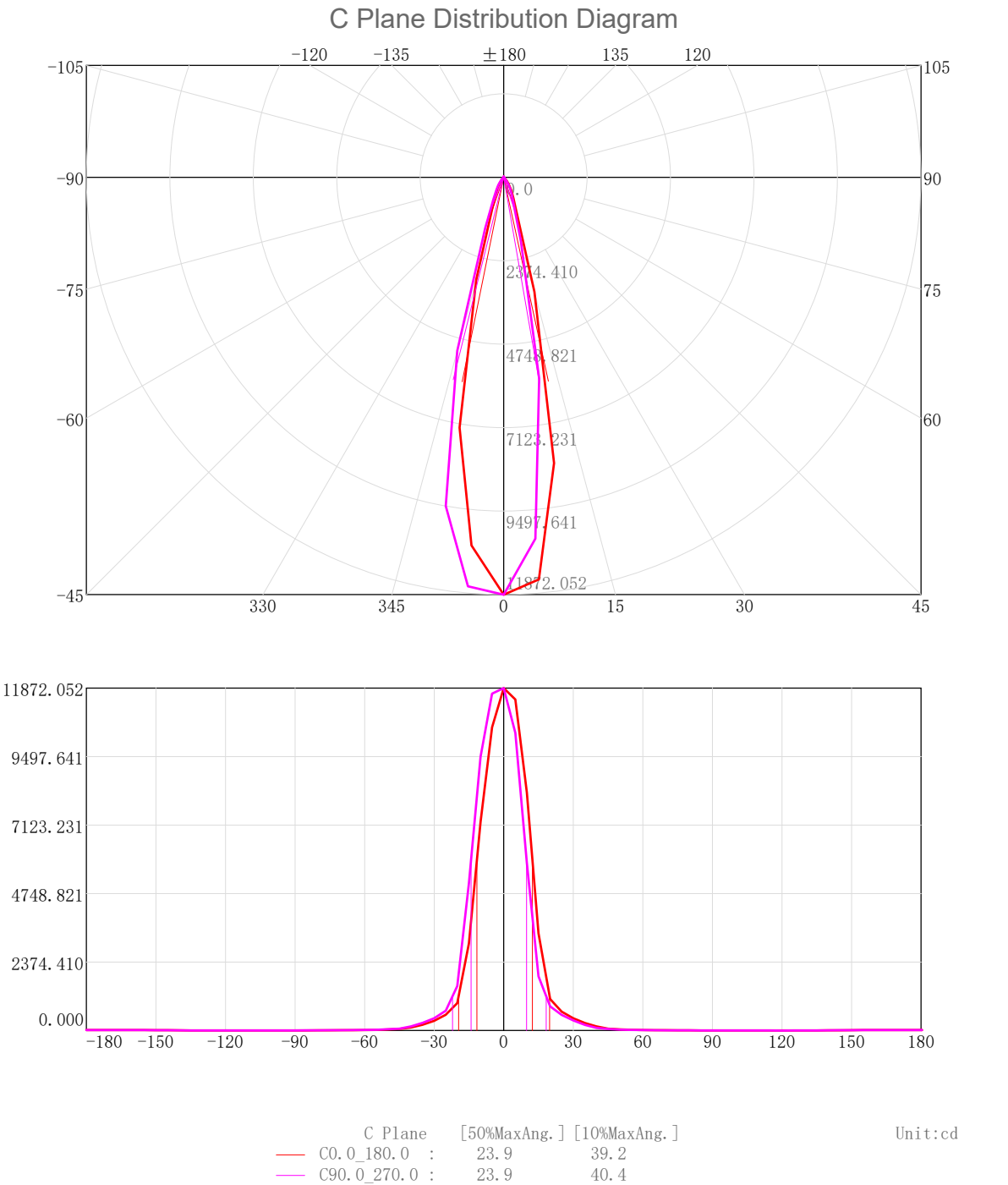
Character Parameter

Lamp Speciality Parameter		Luminaire Speciality Parameter	
Rated Flux(lm): 2576.180	Luminary Flux(lm): 2576.182	Field Angle(10%Imax): 39.2(°)	
Rated Power(W):	Luminary Efficiency: 100.00%	Down Lumens&Percent: 2534.817lm 98.39%	
Rated Voltage(V):	Luminary EER(lm/W): 81.191	Up Lumens&Percent: 41.365lm 1.61%	
Tested Power(W): 31.730	Max. Candela(cd): 11872.052	S/MH: C0_a180=0.410 C90_270=0.409	
Lamps' Inside: 1	Max Cand@Ang. (°): C=0.0 γ=0.0	CIE Type: Semi-Direct	
Tested Electrics (V, A, pf):239.7, 0.138, 0.954	Beam Angle(50%Imax): 23.9(°)	ErP ϕ use(90°): 2337.886lm	
Lamp Size (W*L*H):0.110m*0.110m*0.000m	Left=-11.5°, Right=12.4°	IRF(%): 978.878	



2D Plane Light Intensity Distribution Curve

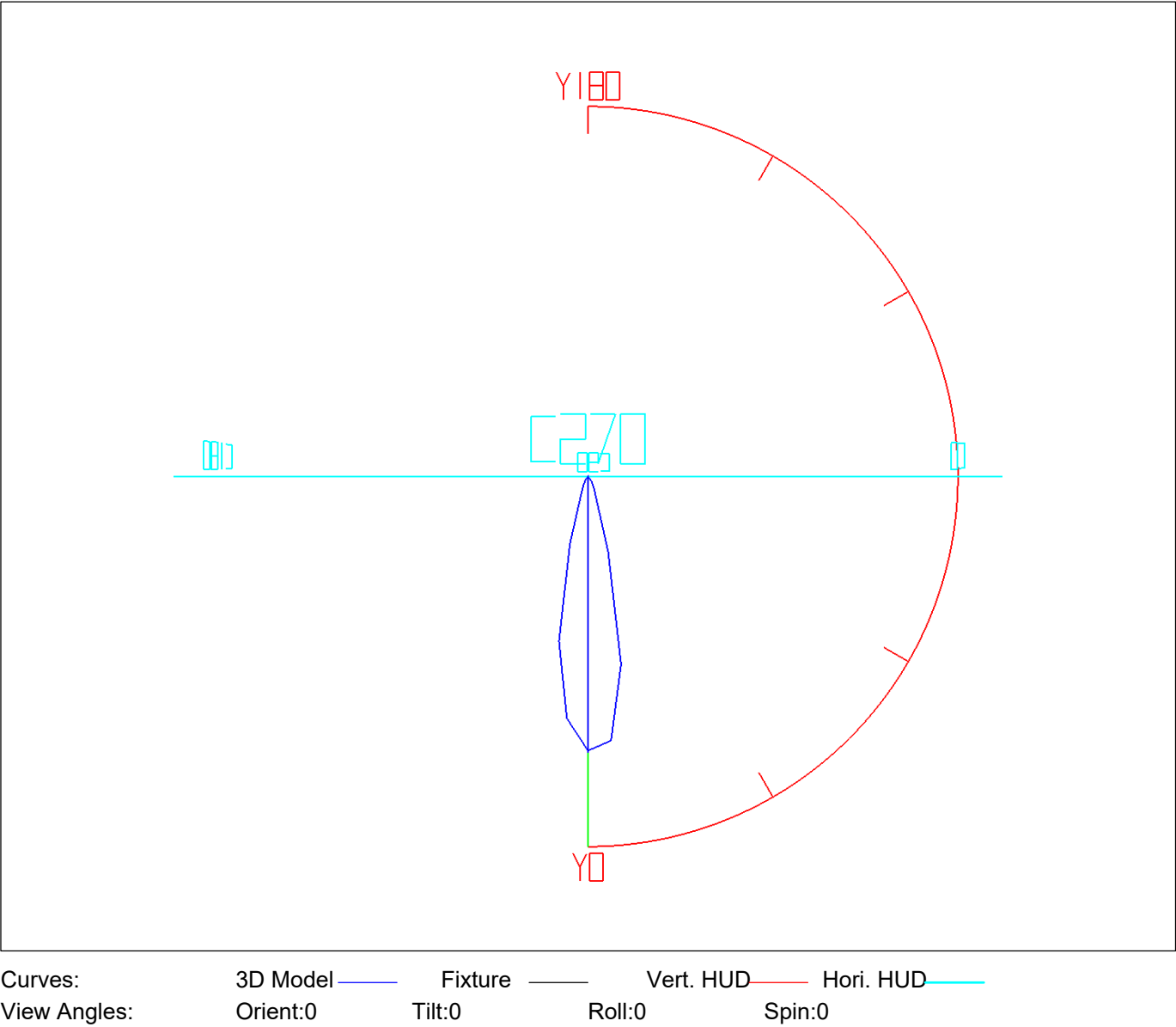
Lum. Name: PD08-35-XX-01 2700K RA90 24D	Lum. Catalog:	Test ID: 01
Lamp Name:	Lamp Catalog: LED	Test Lab: Quality Department
Manufacture: Shenzhen Norming Lighting	Test Machine:GON-2000	Test Date: 2022/09/21



3D Light Intensity Distribution Modal

Lum. Name: PD08-35-XX-01 2700K RA90 24D	Lum. Catelog:	Test ID: 01
Lamp Name:	Lamp Catelog: LED	Test Lab: Quality Department
Manufacture: Shenzhen Norming Lighting	Test Machine:GON-2000	Test Date: 2022/09/21

3D Light Intensity Distribution Modal

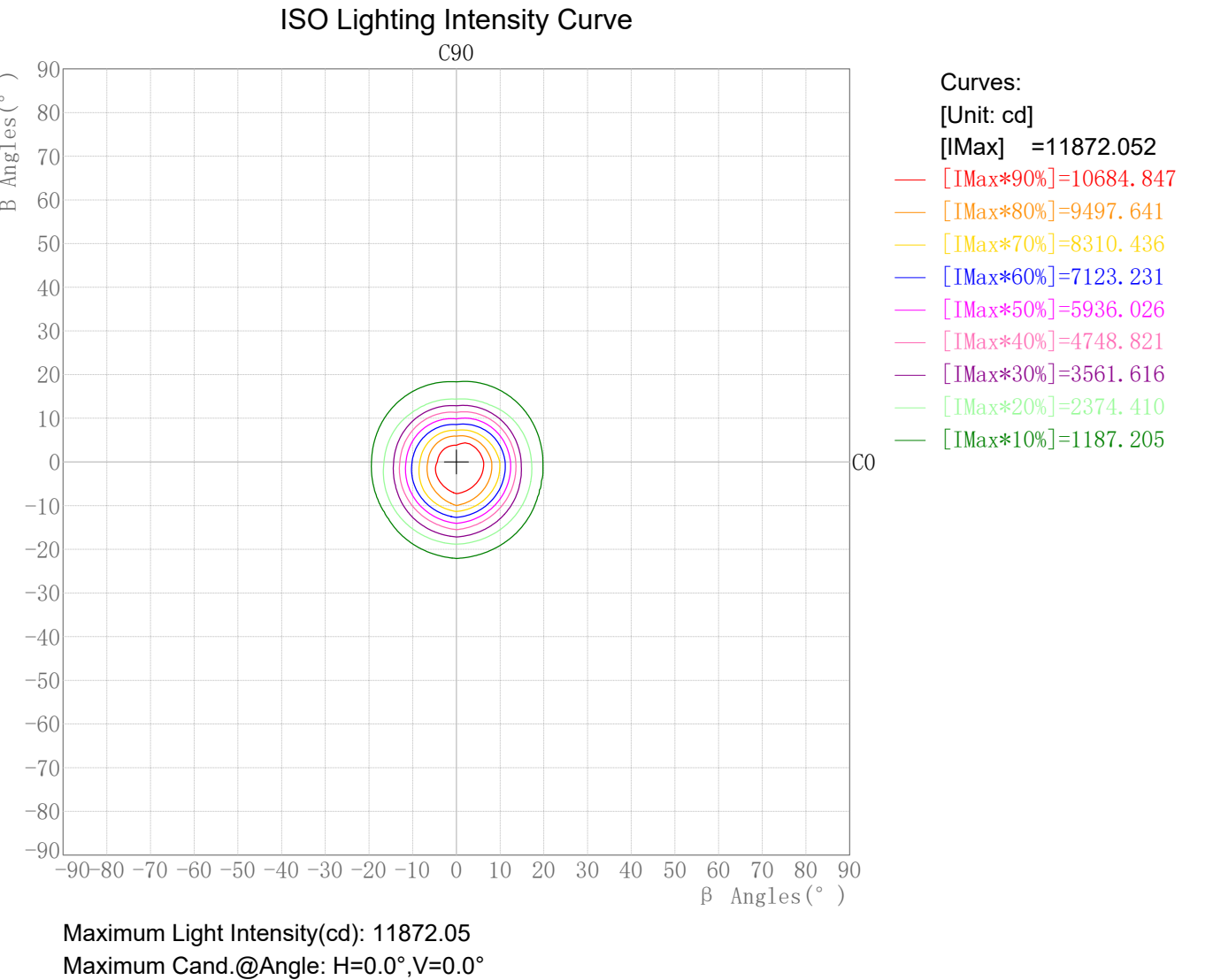


Zonal Flux Tabulation

Zone(γ)	Zone Flux (lm)	Sums Flux (lm)	Zone%Lamp	Sums%Lamp
0.0-5.0	273.39	273.39	10.61	10.61
5.0-10.0	668.77	942.16	25.96	36.57
10.0-15.0	655.09	1597.25	25.43	62.00
15.0-20.0	366.99	1964.24	14.25	76.25
20.0-25.0	180.20	2144.44	7.00	83.24
25.0-30.0	125.91	2270.35	4.89	88.13
30.0-35.0	90.92	2361.28	3.53	91.66
35.0-40.0	59.43	2420.71	2.31	93.97
40.0-45.0	34.32	2455.03	1.33	95.30
45.0-50.0	20.55	2475.58	0.80	96.09
50.0-55.0	14.41	2489.99	0.56	96.65
55.0-60.0	10.75	2500.74	0.42	97.07
60.0-65.0	8.76	2509.50	0.34	97.41
65.0-70.0	7.21	2516.71	0.28	97.69
70.0-75.0	5.93	2522.65	0.23	97.92
75.0-80.0	4.89	2527.53	0.19	98.11
80.0-85.0	4.02	2531.56	0.16	98.27
85.0-90.0	3.26	2534.82	0.13	98.39
90.0-95.0	2.60	2537.42	0.10	98.50
95.0-100.0	2.14	2539.56	0.08	98.58
100.0-105.0	1.85	2541.41	0.07	98.65
105.0-110.0	1.63	2543.04	0.06	98.71
110.0-115.0	1.47	2544.51	0.06	98.77
115.0-120.0	1.38	2545.90	0.05	98.82
120.0-125.0	1.36	2547.25	0.05	98.88
125.0-130.0	1.52	2548.77	0.06	98.94
130.0-135.0	2.04	2550.82	0.08	99.02
135.0-140.0	2.84	2553.66	0.11	99.13
140.0-145.0	3.64	2557.30	0.14	99.27
145.0-150.0	4.15	2561.45	0.16	99.43
150.0-155.0	4.16	2565.62	0.16	99.59
155.0-160.0	3.74	2569.35	0.14	99.74
160.0-165.0	3.02	2572.38	0.12	99.85
165.0-170.0	2.15	2574.53	0.08	99.94
170.0-175.0	1.25	2575.78	0.05	99.98
175.0-180.0	0.40	2576.18	0.02	100.00

Rectangle ISO Lighting Intensity Diagram

Lum. Name: PD08-35-XX-01 2700K RA90 24D	Lum. Catelog:	Test ID: 01
Lamp Name:	Lamp Catelog: LED	Test Lab: Quality Department
Manufacture: Shenzhen Norming Lighting	Test Machine:GON-2000	Test Date: 2022/09/21



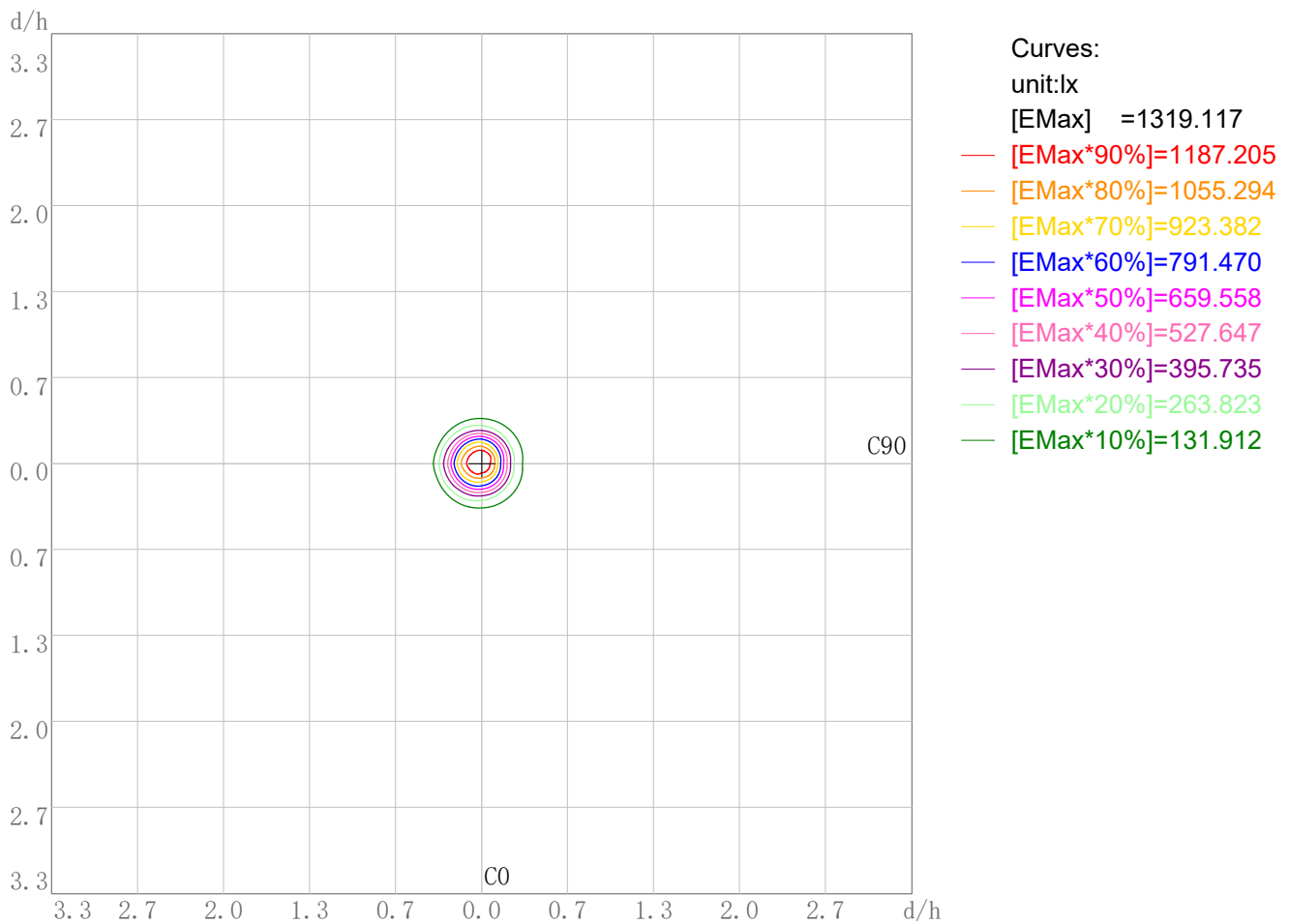
Photometric Filename:PD08-35-XX-01 2700K RA90 24D.IE

S

Plane ISO-Illuminance Diagram

Lum. Name: PD08-35-XX-01 2700K RA90 24D	Lum. Catalog:	Test ID: 01
Lamp Name:	Lamp Catalog: LED	Test Lab: Quality Department
Manufacture: Shenzhen Norming Lighting	Test Machine:GON-2000	Test Date: 2022/09/21

Plane ISO-Illuminance Curve



Working Plane Luminaire Mounting Height(m): 3.00

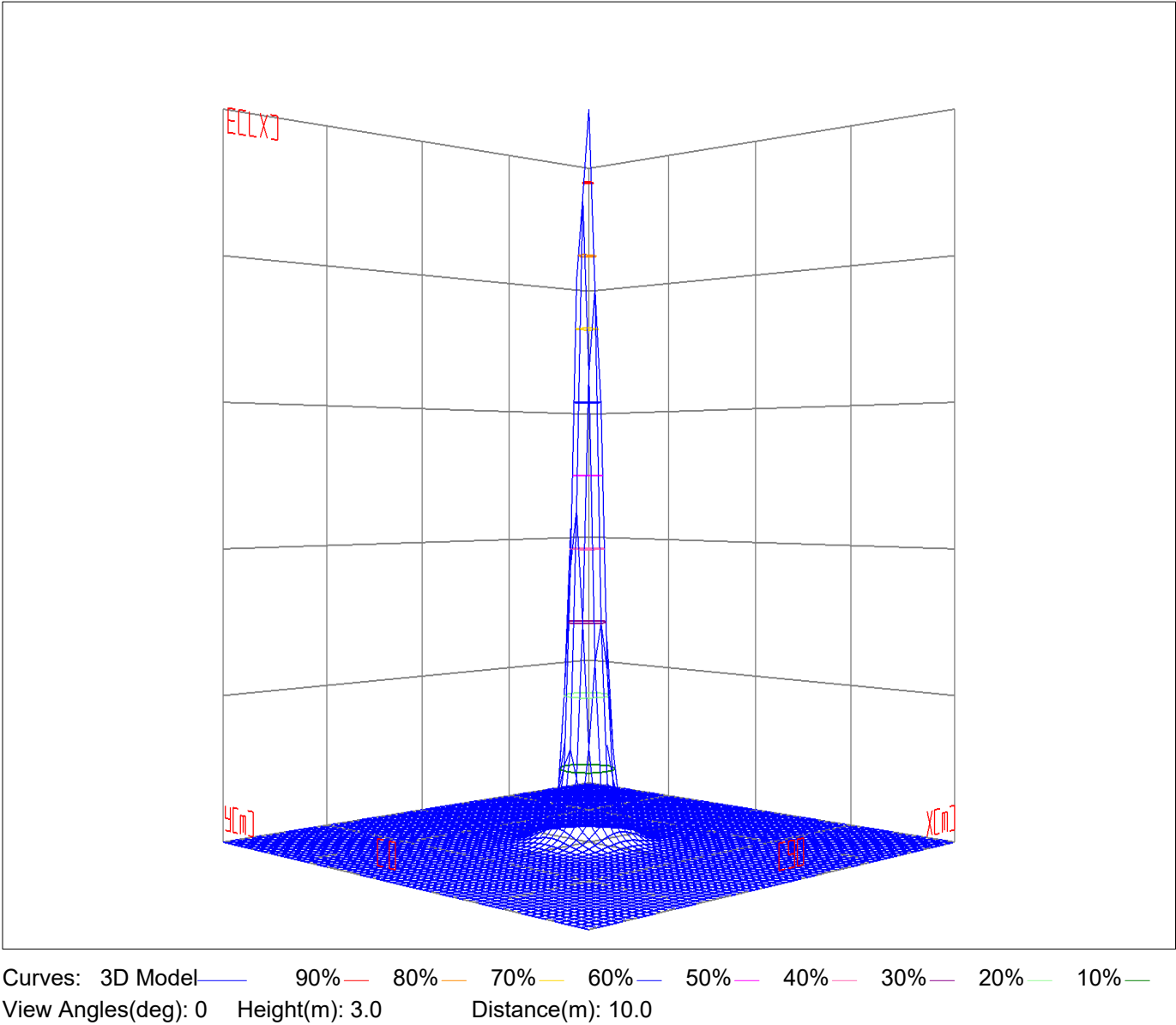
Working Plane Maximum Illuminance(lx): 1319.12

Working Plane Maximum Illuminance Position(d/h):H0.0 V0.0

3D Plane ISO Illuminance Diagram

Lum. Name: PD08-35-XX-01 2700K RA90 24D	Lum. Catelog:	Test ID: 01
Lamp Name:	Lamp Catelog: LED	Test Lab: Quality Department
Manufacture: Shenzhen Norming Lighting	Test Machine:GON-2000	Test Date: 2022/09/21

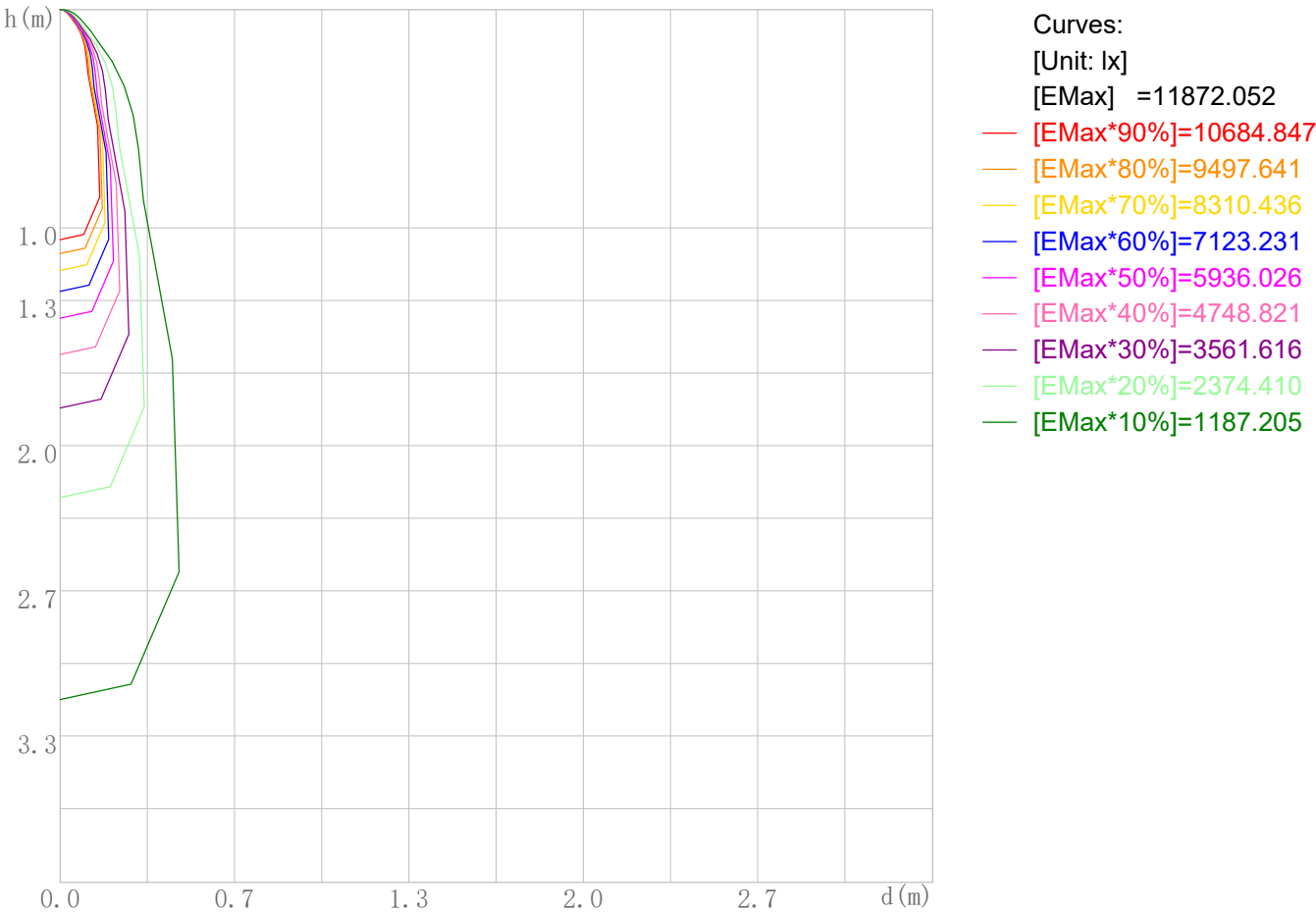
3D Plane Illuminance Modal



Space ISO Illuminance Diagram

Lum. Name: PD08-35-XX-01 2700K RA90 24D	Lum. Catelog:	Test ID: 01
Lamp Name:	Lamp Catelog: LED	Test Lab: Quality Department
Manufacture: Shenzhen Norming Lighting	Test Machine:GON-2000	Test Date: 2022/09/21

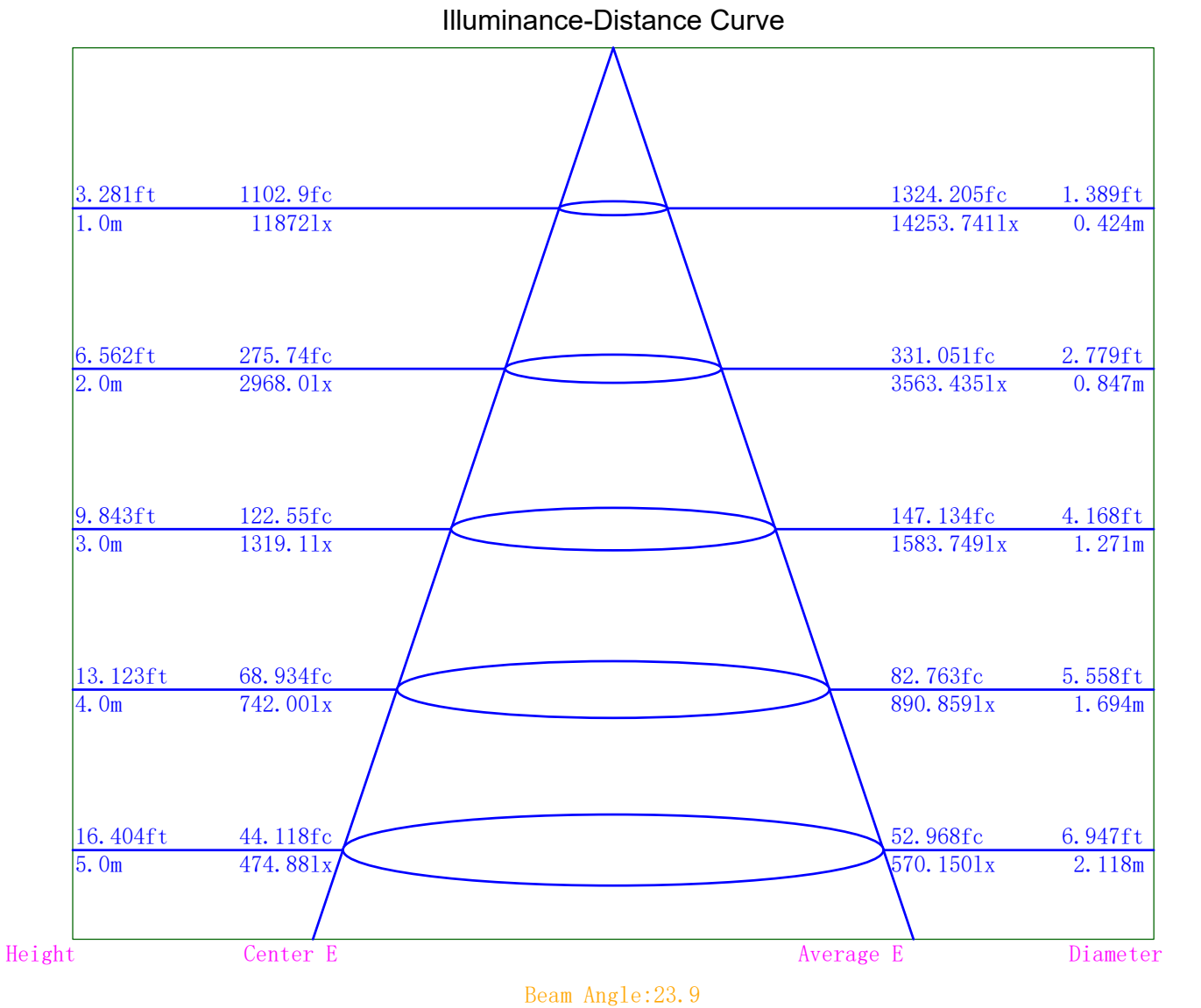
Space ISO Illuminance Curve



Space Plane Maximum Illuminance and @Angle:11872.05lx,0.0deg
Plane Maximum Lighting Intensity and @Angle:11872.052cd,0deg

Illuminance-Distance Diagram

Lum. Name: PD08-35-XX-01 2700K RA90 24D	Lum. Catalog:	Test ID: 01
Lamp Name:	Lamp Catalog: LED	Test Lab: Quality Department
Manufacture: Shenzhen Norming Lighting	Test Machine:GON-2000	Test Date: 2022/09/21



Indoor Luminance Limiting Curves

Lum. Name: PD08-35-XX-01 2700K RA90 24D	Lum. Catalog:	Test ID: 01
Lamp Name:	Lamp Catalog: LED	Test Lab: Quality Department
Manufacture: Shenzhen Norming Lighting	Test Machine:GON-2000	Test Date: 2022/09/21

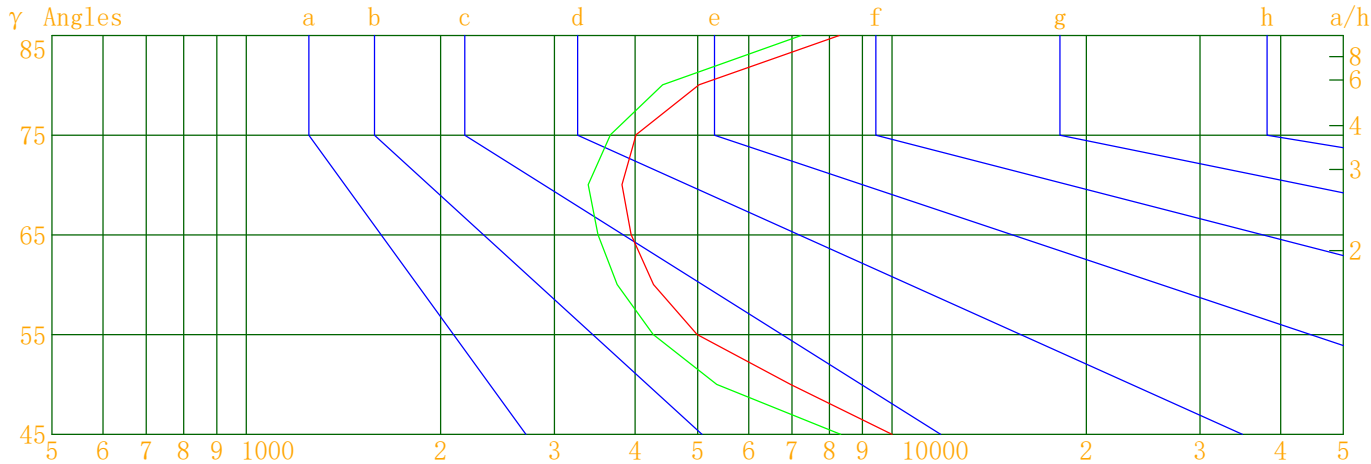
Glare Grade Table

GI	Quality	Using Illuminance							
1.15	A	2000	1000	500	<=300				
1.5	B		2000	1000	500	<=300			
1.85	C			2000	1000	500	<=300		
2.2	D				2000	1000	500	<=300	
2.55	E	a				2000	1000	500	<=300
			b	c	d	e	f	g	h

Luminance Table

Gama(deg)	45	50	55	60	65	70	75	80	85
C0	10004	6964	4990	4272	3943	3819	4015	5023	8284
C90	8327	5352	4267	3754	3504	3384	3664	4413	7232

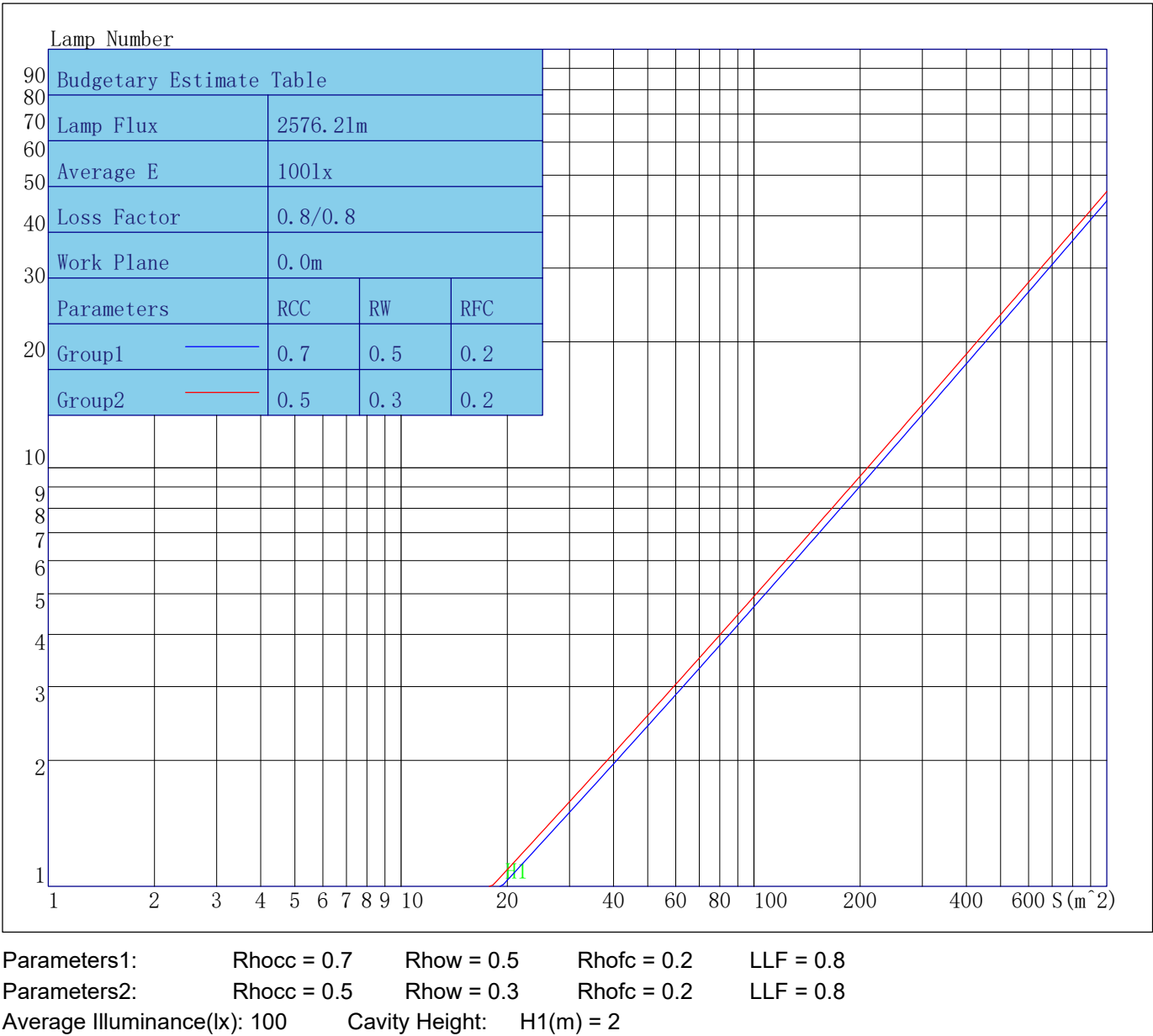
Luminance Limiting Curve



Luminous Size: Length(m)=-0.110 Width(m)=-0.110 Height(m)=0.000 Area(m^2)=0.009503
Luminous Type: Without Luminous Side
Luminous Curves: C0-C180 Color: C90-C270 Color:

Indoor Budgetary Estimate Table

Lum. Name: PD08-35-XX-01 2700K RA90 24D	Lum. Catalog:	Test ID: 01
Lamp Name:	Lamp Catalog: LED	Test Lab: Quality Department
Manufacture: Shenzhen Norming Lighting	Test Machine:GON-2000	Test Date: 2022/09/21



Indoor Coefficient of Utilization Table

Lum. Name: PD08-35-XX-01 2700K RA90 24D	Lum. Catelog:	Test ID: 01
Lamp Name:	Lamp Catelog: LED	Test Lab: Quality Department
Manufacture: Shenzhen Norming Lighting	Test Machine:GON-2000	Test Date: 2022/09/21

Coefficients of Utilization - Zonal Cavity Method																		
Coef.	Effective Floor Cavity Reflectance RFC=0.20																	
RhoCC (%)	80				70				50			30			10			0
RhoW (%)	70	50	30	10	70	50	30	10	50	30	10	50	30	10	50	30	10	0
RCR	Coefficient of Utilization(%)																	
0	119	119	119	119	116	116	116	116	110	110	110	105	105	105	101	101	101	98
1	114	112	110	108	112	110	108	106	105	104	103	101	100	99	98	97	96	94
2	110	106	103	100	108	104	102	99	101	99	97	98	96	94	95	94	92	91
3	106	101	98	94	104	100	96	94	97	94	92	95	92	90	92	90	89	87
4	103	97	93	90	101	96	92	89	94	90	88	92	89	87	90	88	86	84
5	100	93	89	86	98	92	88	85	91	87	84	89	86	84	87	85	83	82
6	97	90	86	82	95	89	85	82	88	84	81	86	83	81	85	82	80	79
7	94	87	83	80	93	86	82	79	85	81	79	84	81	78	83	80	78	77
8	91	84	80	77	90	84	80	77	83	79	76	82	78	76	81	78	76	75
9	89	82	77	75	88	81	77	74	80	77	74	79	76	74	79	76	74	73
10	86	79	75	72	85	79	75	72	78	75	72	77	74	72	77	74	72	71

Unified Glare Rating Table

Lum. Name: PD08-35-XX-01 2700K RA90 24D	Lum. Catelog:	Test ID: 01
Lamp Name:	Lamp Catelog: LED	Test Lab: Quality Department
Manufacture: Shenzhen Norming Lighting	Test Machine:GON-2000	Test Date: 2022/09/21

Unified Glare Rating Table

Ceiling RCC	0.70	0.70	0.50	0.50	0.30	0.70	0.70	0.50	0.50	0.30
Wall RW	0.50	0.30	0.50	0.30	0.30	0.50	0.30	0.50	0.30	0.30
Floor RFC	0.20	0.20	0.20	0.20	0.20	0.20	0.20	0.20	0.20	0.20
Room Size	Vewed crosswise					Vewed endwise				
X=2H Y=2H	13.2	14.2	13.6	14.5	14.9	11.8	12.8	12.2	13.1	13.5
	13.4	14.3	13.8	14.7	15.1	12.1	13.0	12.5	13.4	13.8
	13.6	14.4	14.0	14.8	15.3	12.4	13.2	12.8	13.6	14.0
	13.9	14.6	14.3	15.1	15.5	12.7	13.5	13.1	13.9	14.3
	14.1	14.8	14.5	15.2	15.7	12.9	13.6	13.4	14.1	14.5
	14.3	15.0	14.8	15.4	15.9	13.2	13.9	13.6	14.3	14.8
X=4H Y=2H	13.1	13.9	13.5	14.3	14.7	11.8	12.6	12.2	13.0	13.4
	13.5	14.2	13.9	14.6	15.1	12.3	13.0	12.7	13.4	13.9
	13.8	14.4	14.3	14.9	15.4	12.7	13.3	13.1	13.8	14.3
	14.2	14.8	14.7	15.3	15.8	13.2	13.8	13.7	14.2	14.7
	14.5	15.1	15.0	15.6	16.1	13.5	14.0	14.0	14.5	15.0
	15.0	15.4	15.5	15.9	16.5	13.9	14.4	14.4	14.9	15.4
X=8H Y=4H	13.9	14.4	14.4	14.9	15.4	12.8	13.3	13.3	13.8	14.3
	14.5	15.0	15.0	15.5	16.1	13.5	14.0	14.0	14.5	15.1
	15.0	15.4	15.5	15.9	16.4	14.0	14.4	14.5	14.9	15.5
	15.6	15.9	16.1	16.5	17.1	14.6	15.0	15.2	15.5	16.1
X=12H Y=4H	13.9	14.3	14.4	14.9	15.4	12.8	13.3	13.3	13.8	14.3
	14.6	15.0	15.1	15.5	16.1	13.6	14.0	14.2	14.5	15.1
	15.1	15.5	15.7	16.0	16.6	14.2	14.5	14.7	15.1	15.7
Variations with the objerver position at spacings										
S=1.0H	0.1/-0.1					0.2/-0.2				
S=1.5H	0.3/-0.3					0.3/-0.3				
S=2.0H	0.3/-0.3					0.3/-0.3				
Reduced UGR Table:										
Nordic Standard Table:	BK0					BK0				
Correction Value	1.9					2.2				

o the CIE Pub.117,data has been corrected,refers to the lamp's lumens 8.2flm.

IES Indoor Report

Photometric Filename:PD08-35-XX-01 2700K RA90 24D.IE

S

Candela Tabulation

V/H	C0.0	C90.0	C180.0	C270.0
γ 0.0	11872.1	11872.1	11872.1	11872.1
γ 5.0	11479.1	10318.3	10510.3	11678.0
γ 10.0	8254.1	5814.1	7231.5	9494.2
γ 15.0	3372.4	1882.2	3019.9	5105.4
γ 20.0	1093.7	841.7	951.8	1545.0
γ 25.0	657.8	543.6	549.7	689.5
γ 30.0	427.7	350.6	335.7	425.3
γ 35.0	263.3	196.1	202.4	268.7
γ 40.0	147.1	92.4	109.6	145.1
γ 45.0	67.2	56.0	56.3	67.6
γ 50.0	42.5	32.7	37.7	46.7
γ 55.0	27.2	23.3	25.4	29.7
γ 60.0	20.3	17.8	19.7	22.6
γ 65.0	15.8	14.1	15.8	18.0
γ 70.0	12.4	11.0	12.5	14.4
γ 75.0	9.9	9.0	9.9	11.7
γ 80.0	8.3	7.3	7.8	9.2
γ 85.0	6.9	6.0	6.4	7.5
γ 90.0	5.2	4.9	5.0	5.8
γ 95.0	4.8	4.1	3.5	4.6
γ 100.0	4.1	3.9	2.8	3.6
γ 105.0	4.1	3.8	2.6	2.8
γ 110.0	3.3	3.1	2.5	2.7
γ 115.0	3.0	3.0	2.8	2.9
γ 120.0	2.9	2.3	3.1	2.8
γ 125.0	2.5	3.0	3.4	3.5
γ 130.0	3.2	4.0	4.6	3.9
γ 135.0	5.4	6.5	7.0	5.9
γ 140.0	8.1	10.0	10.0	8.6
γ 145.0	11.6	13.2	13.6	12.3
γ 150.0	15.0	15.8	16.3	15.1
γ 155.0	16.9	17.4	18.1	17.1
γ 160.0	17.9	18.1	18.8	18.1
γ 165.0	18.5	18.0	18.8	18.5
γ 170.0	17.8	17.4	17.9	18.2
γ 175.0	17.0	16.9	16.6	17.6
γ 180.0	16.7	16.7	16.7	16.7